

# Elliman Report

Colorado

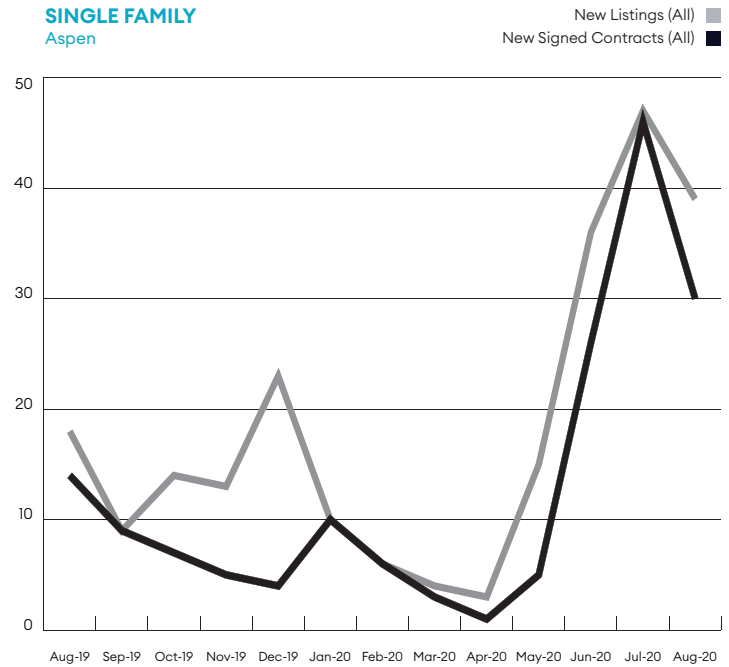
August 2020 New Signed Contracts

## Aspen

"Overall new signed contracts and new listings essentially doubled over the past year. While month over month activity eased, levels remain unusually elevated."

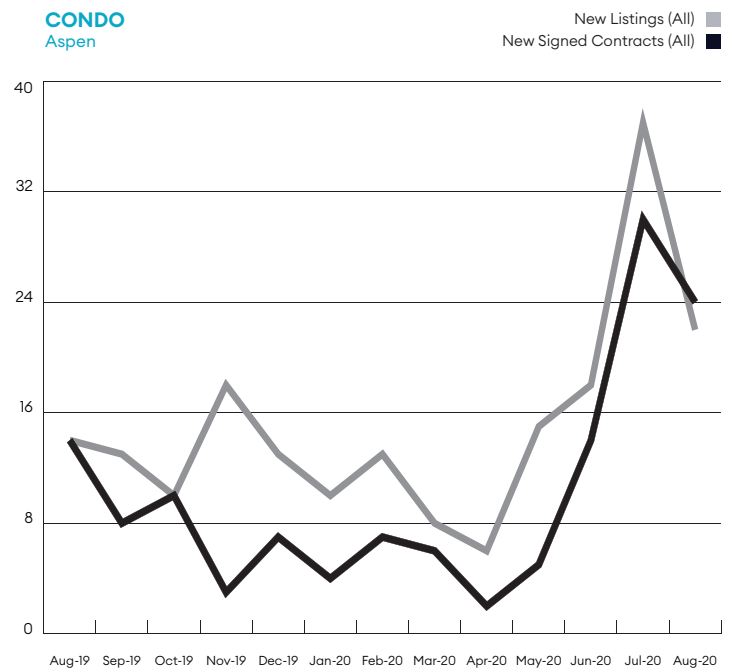
SINGLE FAMILY MATRIX Aspen	AUG 2020	AUG 2019	%Δ (yr)
<b>New Signed Contracts (All)</b>	<b>30</b>	<b>14</b>	<b>114.3%</b>
< \$500K	1	0	
\$500K - \$999K	0	0	
\$1M - \$1.99M	0	1	-100.0%
\$2M - \$3.99M	0	1	-100.0%
\$4M - \$4.99M	5	1	400.0%
\$5M - \$9.99M	13	7	85.7%
\$10M - \$19.99M	7	4	75.0%
≥ \$20M	4	0	
<b>New Listings (All)</b>	<b>39</b>	<b>18</b>	<b>116.7%</b>
< \$500K	1	0	
\$500K - \$999K	0	1	-100.0%
\$1M - \$1.99M	0	0	
\$2M - \$3.99M	4	0	
\$4M - \$4.99M	3	0	
\$5M - \$9.99M	10	8	25.0%
\$10M - \$19.99M	15	9	66.7%
≥ \$20M	6	0	

### SINGLE FAMILY Aspen



CONDO MATRIX Aspen	AUG 2020	AUG 2019	%Δ (yr)
<b>New Signed Contracts (All)</b>	<b>24</b>	<b>14</b>	<b>71.4%</b>
< \$500K	2	0	
\$500K - \$999K	6	3	100.0%
\$1M - \$1.99M	3	5	-40.0%
\$2M - \$3.99M	9	5	80.0%
\$4M - \$4.99M	0	0	
\$5M - \$9.99M	4	1	300.0%
\$10M - \$19.99M	0	0	
≥ \$20M	0	0	
<b>New Listings (All)</b>	<b>22</b>	<b>14</b>	<b>57.1%</b>
< \$500K	0	1	-100.0%
\$500K - \$999K	5	1	400.0%
\$1M - \$1.99M	3	4	-25.0%
\$2M - \$3.99M	10	4	150.0%
\$4M - \$4.99M	1	0	
\$5M - \$9.99M	3	4	-25.0%
\$10M - \$19.99M	0	0	
≥ \$20M	0	0	

### CONDO Aspen

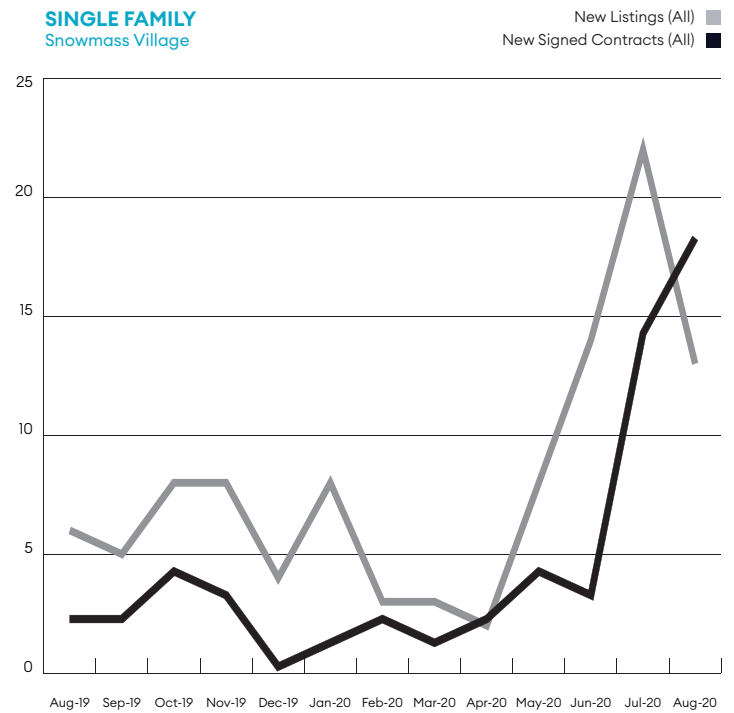


Source: Aspen/Glenwood MLS

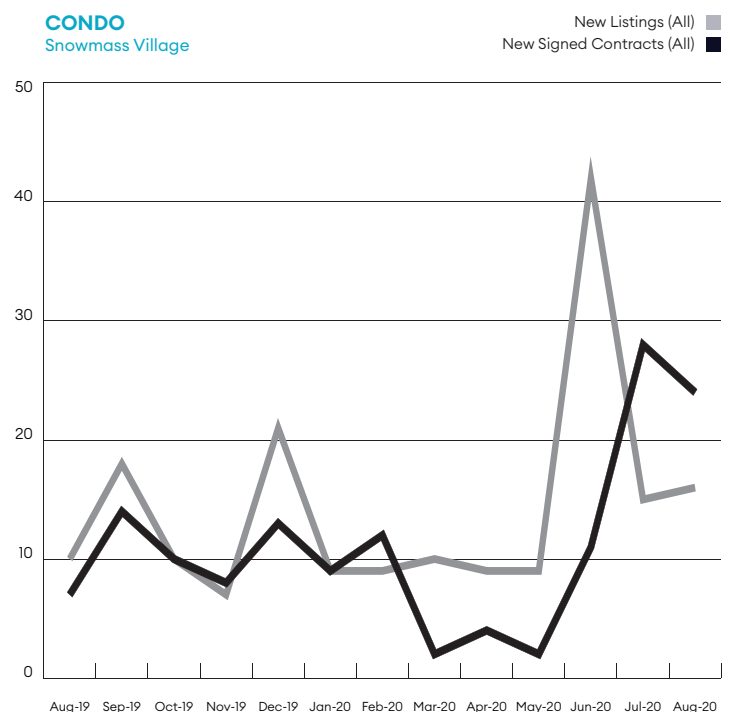
# Snowmass Village

"Overall new signed contracts rose more than four-fold from the prior year. While month over month activity eased slightly for condos, single family activity continued to climb."

SINGLE FAMILY MATRIX Snowmass Village	AUG 2020	AUG 2019	%Δ (YR)
<b>New Signed Contracts (All)</b>	<b>18</b>	<b>2</b>	<b>800.0%</b>
< \$500K	0	0	
\$500K - \$999K	0	0	
\$1M - \$1.99M	2	1	100.0%
\$2M - \$3.99M	8	0	
\$4M - \$4.99M	4	0	
\$5M - \$9.99M	3	0	
\$10M - \$19.99M	1	1	0.0%
≥ \$20M	0	0	
<b>New Listings (All)</b>	<b>13</b>	<b>6</b>	<b>116.7%</b>
< \$500K	1	0	
\$500K - \$999K	0	0	
\$1M - \$1.99M	1	0	
\$2M - \$3.99M	5	2	150.0%
\$4M - \$4.99M	2	1	100.0%
\$5M - \$9.99M	4	0	
\$10M - \$19.99M	0	1	-100.0%
≥ \$20M	0	2	-100.0%



CONDO MATRIX Snowmass Village	AUG 2020	AUG 2019	%Δ (YR)
<b>New Signed Contracts (All)</b>	<b>24</b>	<b>7</b>	<b>242.9%</b>
< \$500K	3	1	200.0%
\$500K - \$999K	12	3	300.0%
\$1M - \$1.99M	8	3	166.7%
\$2M - \$3.99M	1	0	
\$4M - \$4.99M	0	0	
\$5M - \$9.99M	0	0	
\$10M - \$19.99M	0	0	
≥ \$20M	0	0	
<b>New Listings (All)</b>	<b>16</b>	<b>10</b>	<b>60.0%</b>
< \$500K	6	3	100.0%
\$500K - \$999K	7	2	250.0%
\$1M - \$1.99M	2	4	-50.0%
\$2M - \$3.99M	1	1	0.0%
\$4M - \$4.99M	0	0	
\$5M - \$9.99M	0	0	
\$10M - \$19.99M	0	0	
≥ \$20M	0	0	



Source: Aspen/Glenwood MLS

Questions or comments? Email report author  
Jonathan Miller at [jmiller@millersamuel.com](mailto:jmiller@millersamuel.com)  
Methodology: [millersamuel.com/research-reports/methodology](http://millersamuel.com/research-reports/methodology)

**Douglas Elliman Real Estate**  
630 East Hyman Avenue, Aspen, CO 81611  
970.925.8810 • [elliman.com](http://elliman.com)

**Miller Samuel Real Estate Appraisers & Consultants**  
21 West 38<sup>th</sup> Street, New York, NY 10018  
212.768.8100 • [millersamuel.com](http://millersamuel.com)